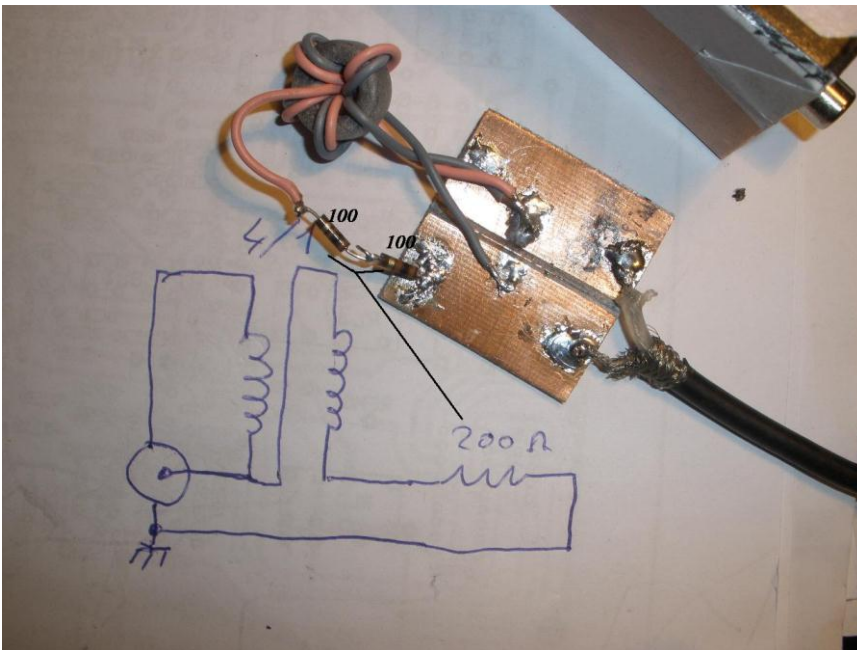




In questo documento metto assieme foto e disegni relativi a test con picANTAN
Le foto che seguono riguardano un trasformatore 4/1 testato a 2 MHz e 30MHz



schema trasformatore 4/1 e assemblaggio




TEST TRASFORMATORE 4/1 A 2MHz



TEST TRASFORMATORE 4/1 a 30MHz LA R SI PORTA A 44 Ohmm



TEST CAPACIMETRO 27Pf



TEST INUTTANZA 1,5uH